

0 1 2 5m 10m

01 | OVERALL SITE PLAN



CLIMBING TREE
CREATIONS PTY LTD

CONTACT

SIMON@CLIMBINGTREE.COM.AU
0488 499 674

16 WILSON STREET ROYAL PARK, SA 5014

PROJECT

GOLDEN GROVE LUTHERAN PRIMARY SCHOOL

ADDRESS

21/23 RICHARDSON DR, WYNN VALE, SA 5127



GOLDEN GROVE LUTHERAN
PRIMARY SCHOOL
Believe. Collaborate. Achieve.

DESIGN

CLIMBING TREE CREATIONS

CONCEPT/ DRAWN BY

TT

CHECKED BY

KU

SCALE

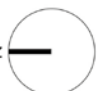
1:100 @ A3

STAGE

CONCEPT

DATE

27/09/2023





- 1 Rain Garden Maze - a garden adapted to dealing with large amounts of rainwater, specific plants absorb most of the runoff, surrounding boulders provide an environment for play and learning
- 2 Balancing Logs - Large logs that span over the rain garden, allowing students to see the workings and engage with the space
- 3 Amphitheatre - taking advantage of the existing slope, this natural rock amphitheatre allows for an array of activities such as performing, observing, and jumping



- 4 Garden Nook - quiet little hang out space surrounded by native plants
- 5 Gutter upgrade - redirect roof water flow to a rainwater tank, helps with alleviating the ponding at the bottom
- 6 Lean-to Storage - Built on the outer wall of the shed, this will provide a range of storage solutions for loose parts play
- 7 Meeting Circle - lovely shady gathering spot for a small class underneath a tree, opportunities for outdoor learning



- 8 Carving Bowls - great for grinding stones and mixing mud with loose plant material
- 9 Digging Patch - nice spot for those who want to get immersed with the earth, engages fine motor skills and imagination
- 10 Cubby Frames - posts provide a framework for collaborative cubby building, promotes social play



- 11 Stick Cubby - natural hide out, tucked away amongst the garden
- 12 Carved Totem Posts - creates a sense of place, and a unique sensory experience, posts have notches for sticks that compliment cubby building activities
- 13 Fence - fenced off from the public using existing fences from around the school, fence can be softened with climbing plants



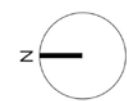
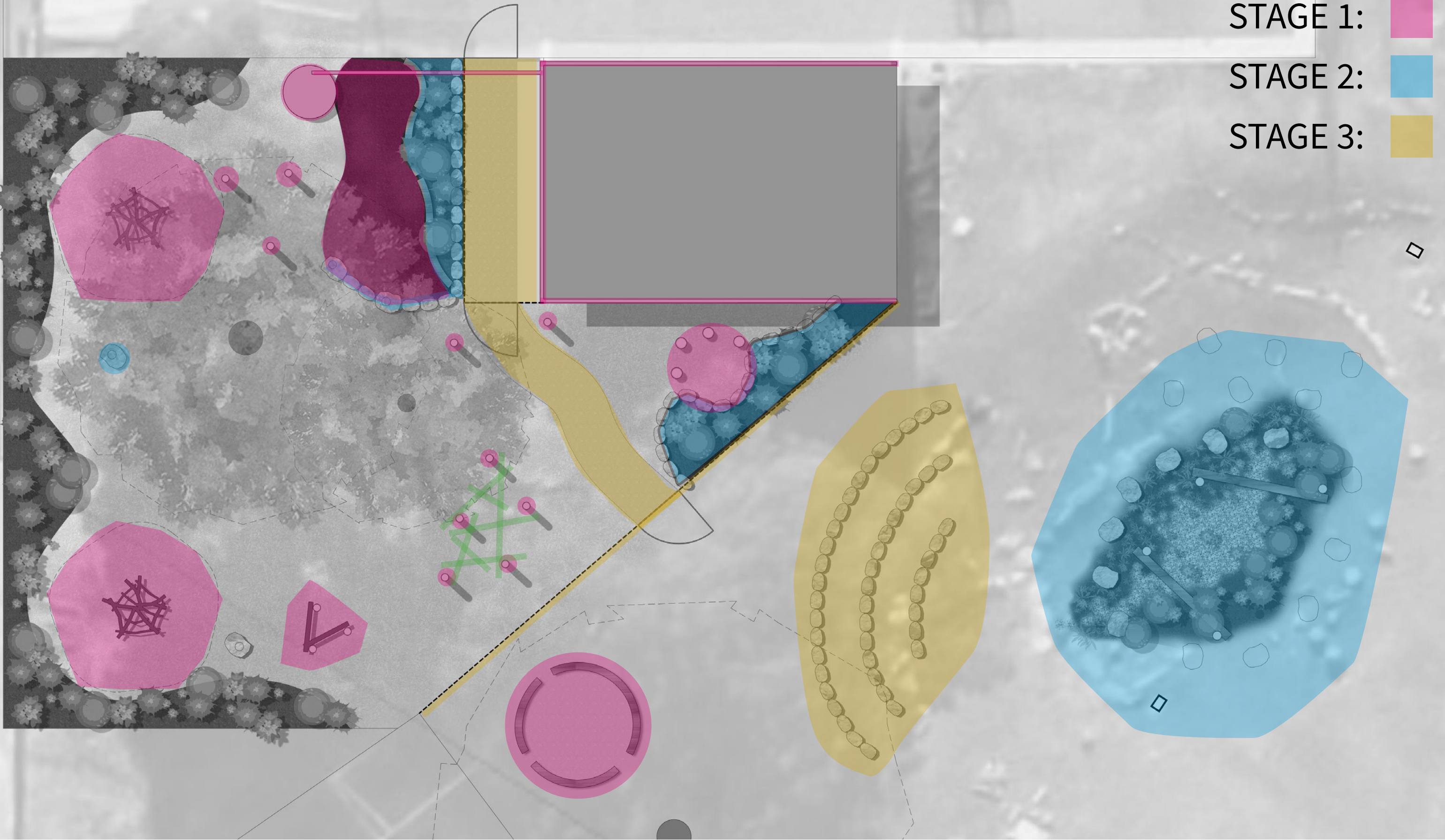
- 14 Opened Pathway - two new gates added to the fence allowing access from the courts
- 15 Potential Log Scramble - small logs can be added to existing posts to create a gross motor challenge, or a more complex frame work for cubbies
- 16 Rainwater Tank - Relocated from another part of the school to capture roof run off



0 1 2 5m 10m

03 | STAGING PLAN

- STAGE 1:
- STAGE 2:
- STAGE 3:



0 1 2 5m 10m

03 | STAGING PLAN

STAGE 1: ■



CLIMBING TREE
CREATIONS PTY LTD

CONTACT

SIMON@CLIMBINGTREE.COM.AU
0488 499 674

16 WILSON STREET ROYAL PARK, SA 5014

PROJECT

GOLDEN GROVE LUTHERAN PRIMARY SCHOOL

ADDRESS

21/23 RICHARDSON DR, WYNN VALE, SA 5127



GOLDEN GROVE LUTHERAN
PRIMARY SCHOOL
Believe. Collaborate. Achieve.

DESIGN

CLIMBING TREE CREATIONS

CONCEPT/ DRAWN BY

TT

CHECKED BY

KU

SCALE

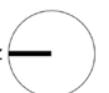
1:100 @ A3

STAGE

CONCEPT

DATE

27/09/2023



0 1 2 5m 10m

03 | STAGING PLAN

STAGE 2:



CLIMBING TREE
CREATIONS PTY LTD

CONTACT

SIMON@CLIMBINGTREE.COM.AU
0488 499 674

16 WILSON STREET ROYAL PARK, SA 5014

PROJECT

GOLDEN GROVE LUTHERAN PRIMARY SCHOOL

ADDRESS

21/23 RICHARDSON DR, WYNN VALE, SA 5127



GOLDEN GROVE LUTHERAN
PRIMARY SCHOOL
Believe. Collaborate. Achieve.

DESIGN

CLIMBING TREE CREATIONS

CONCEPT/ DRAWN BY

TT

CHECKED BY

KU

SCALE

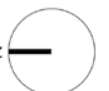
1:100 @ A3

STAGE

CONCEPT

DATE

27/09/2023



0 1 2 5m 10m

03 | STAGING PLAN

STAGE 3: ■



CLIMBING TREE
CREATIONS PTY LTD

CONTACT

SIMON@CLIMBINGTREE.COM.AU
0488 499 674

16 WILSON STREET ROYAL PARK, SA 5014

PROJECT

GOLDEN GROVE LUTHERAN PRIMARY SCHOOL

ADDRESS

21/23 RICHARDSON DR, WYNN VALE, SA 5127



GOLDEN GROVE LUTHERAN
PRIMARY SCHOOL
Believe. Collaborate. Achieve.

DESIGN

CLIMBING TREE CREATIONS

CONCEPT/ DRAWN BY TT
CHECKED BY KU

SCALE

1:100 @ A3

STAGE
DATE

CONCEPT
27/09/2023

